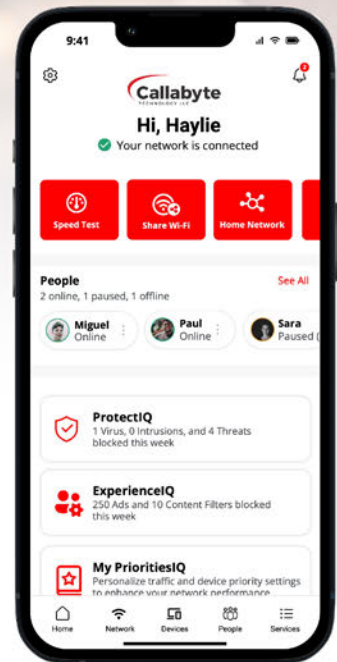


**Callabyte  
Command**

# **Callabyte Command+** Wi-Fi control for the way you live



**Command+ | Subscriber Product Guide**



# Welcome to Callabyte Command+, the complete Wi-Fi control app that transforms your home Wi-Fi experience.

**SAY GOODBYE TO WI-FI STRESS. THIS APP PUTS YOU IN CONTROL WITH SIMPLE TOOLS AND SMART FEATURES THAT MAKE YOUR HOME NETWORK FAST, SAFE AND TOTALLY YOURS.**

Whether you're a gamer chasing lag-free wins, a parent keeping the kids safe online, or just tired of spotty connections, Callabyte Command with PLUS access has your back. This guide walks you through setup and shows you how to unlock a Wi-Fi experience that's head and shoulders above those old-school providers.

**Let's get started!**

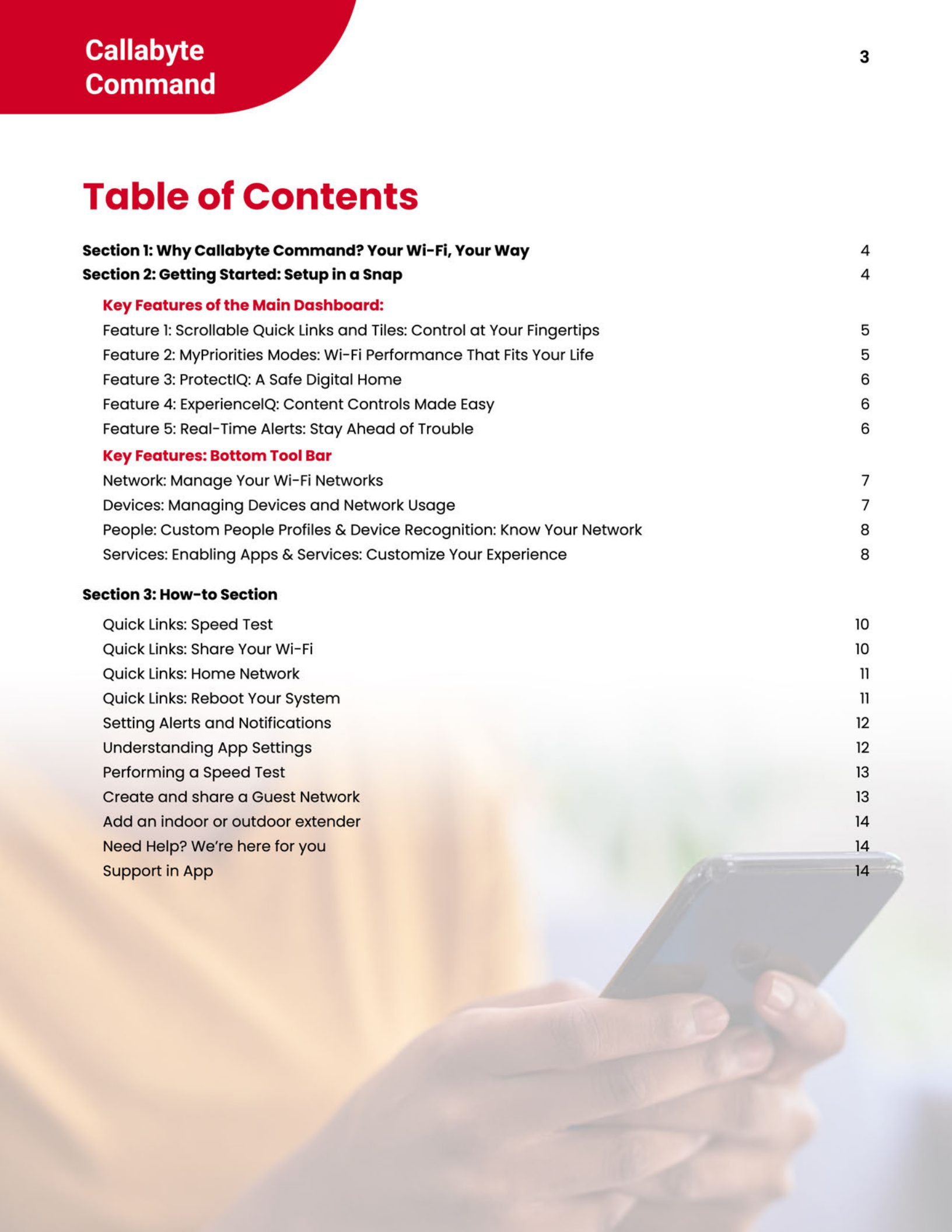
**Download Callabyte Command on the App Store or Google Play.**

Callabyte Technology | [callabyte.com](https://callabyte.com)



# Table of Contents

<b>Section 1: Why Callabyte Command? Your Wi-Fi, Your Way</b>	4
<b>Section 2: Getting Started: Setup in a Snap</b>	4
<b>Key Features of the Main Dashboard:</b>	
Feature 1: Scrollable Quick Links and Tiles: Control at Your Fingertips	5
Feature 2: MyPriorities Modes: Wi-Fi Performance That Fits Your Life	5
Feature 3: ProtectIQ: A Safe Digital Home	6
Feature 4: ExperiencelQ: Content Controls Made Easy	6
Feature 5: Real-Time Alerts: Stay Ahead of Trouble	6
<b>Key Features: Bottom Tool Bar</b>	
Network: Manage Your Wi-Fi Networks	7
Devices: Managing Devices and Network Usage	7
People: Custom People Profiles & Device Recognition: Know Your Network	8
Services: Enabling Apps & Services: Customize Your Experience	8
<b>Section 3: How-to Section</b>	
Quick Links: Speed Test	10
Quick Links: Share Your Wi-Fi	10
Quick Links: Home Network	11
Quick Links: Reboot Your System	11
Setting Alerts and Notifications	12
Understanding App Settings	12
Performing a Speed Test	13
Create and share a Guest Network	13
Add an indoor or outdoor extender	14
Need Help? We're here for you	14
Support in App	14



## Section 1

### Why Callabyte Command? Your Wi-Fi, Your Way

Let's be honest, Wi-Fi can be a real headache. Kids streaming videos during your business calls, lag ruining your game night, or that constant worry about hackers—enough to make anyone sigh. Callabyte Command with PLUS access changes the game. We give you total control to make your Wi-Fi fast, secure, and perfectly suited to your home's needs.

- No More Frustrations: Fix buffering, slowdowns, and video calls with tools that prioritize what matters most.
- Peace of Mind: Keep your network secure and everyone safe with built-in protection.
- Easy as Pie: Manage everything from your phone, no tech degree required.

## Section 2

### Getting Started

Setting up Callabyte Command is so simple, you'll be done before your coffee gets cold. Here's how to get your Wi-Fi up and running with your GigaSpire system:

#### How to Set Up Your Callabyte Command App

##### Step 1: Download the App

- Go to the App Store (iOS) or Google Play (Android).
- Search for Callabyte Command and install it on your phone or tablet.

##### Step 2: Launch and Get Started

- Open the app, enter your email address and tap "Continue".
- Already have an account? Log in using your email and password.
- New user? On the first screen, type your email address. The app will then automatically redirect you to sign in if you already have an account, or to create one if you don't.

##### Step 2: Launch and Get Started ( Cont'd)

- Enter your first name, last name, email, and password.
- Review and accept the Terms & Conditions

##### Step 3: Connect Your GigaSpire System

- Scan the QR code on your GigaSpire system (side or bottom) using the app's scan icon.
- No QR code? Enter the MAC address and serial number from the sticker

##### Step 4: Personalize Your Network

- Set your Wi-Fi name (SSID) and password.
- Make it unique and secure—something fun like "NoFreeloadersNet".

## Step 5: Explore Features

Once connected, you can:

- Manage devices and network usage.
- Enable ProtectIQ® for security.
- Set MyPriorities Modes (Gamer, Work, Entertainment).
- Create profiles & avatars for family members.
- Run speed tests and set parental controls

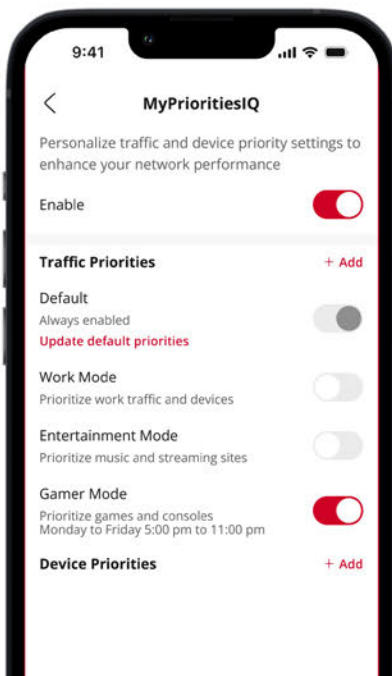
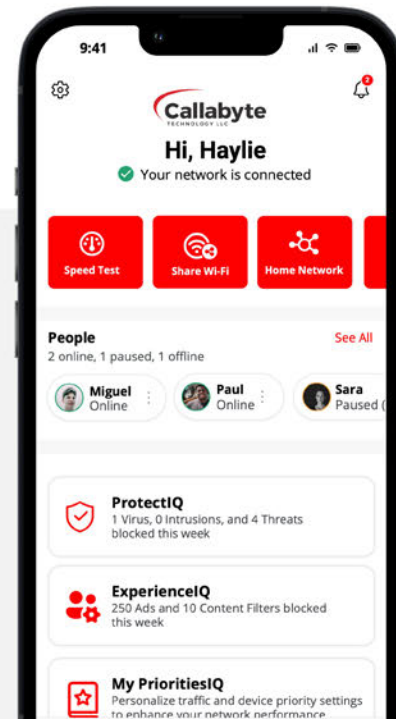
Why it matters: Get your Wi-Fi up and running in just minutes—no tech support calls, no delays—so you reclaim your time and focus on what truly matters.

## Key Features

### Everything from the Main Dashboard

#### Scrollable Quick Links and Tiles Control at Your Fingertips

Tired of digging through menus to manage your Wi-Fi? Scrollable Quick Links give you access to everything you need—speed test, parental controls, device list, and bill payments—right on the main dashboard. Just swipe and tap to take control.



## MyPrioritiesIQ Modes Wi-Fi That Fits Your Life

Your Wi-Fi should know what's important. With MyPrioritiesIQ, toggle "Gamer Mode" for lag-free battles, "Work Mode" for flawless Zoom calls, or "Entertainment Mode" for buffer-free streaming. It's like Wi-Fi that reads your mind.

Why it's important: Enjoy a connection that adapts to your family's needs — whether for work, leisure, or relaxation.

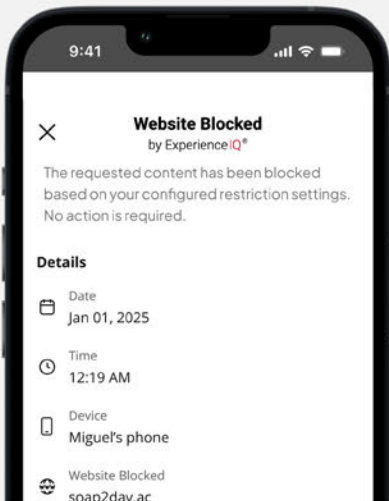
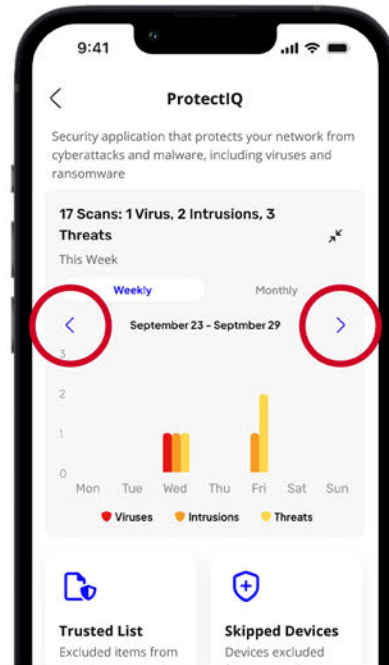
## ProtectIQ

### A Safe Digital Home

The internet can be a wild place, but ProtectIQ keeps the bad stuff out. This built-in security blocks viruses, malware, and sketchy web threats, so your family's devices stay safe. If threats are detected, tap the expand arrows to view threats stopped in real time—three zapped today?

### You're welcome!

Why it's important: Sleep soundly knowing your network is a true fortress, protecting your family's digital life.



## ExperiencelQ

### Content Control Made Easy

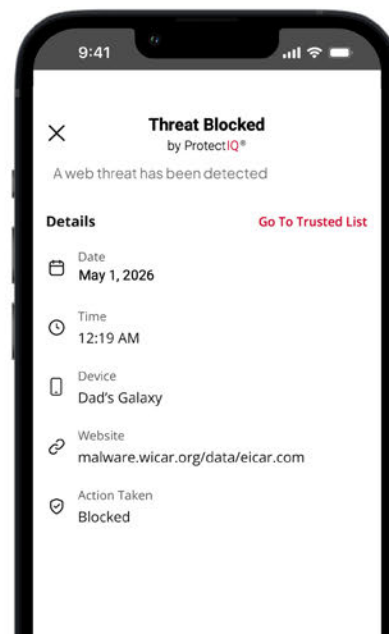
ExperiencelQ lets you set content restrictions by age or category (goodbye violent games and online gambling), block specific apps or websites, and pause Wi-Fi for bedtime or homework. Safe Search and YouTube restrictions keep searches appropriate and ad-free too.

## Real-Time Alerts

### Stay Ahead of Trouble

No more guessing why your Wi-Fi's acting up. Real-time alerts ping you if there's a slowdown, and the app's bandwidth tests show your network's performance. Keep everyone—gamers, streamers, and work pros—connected without a hitch.

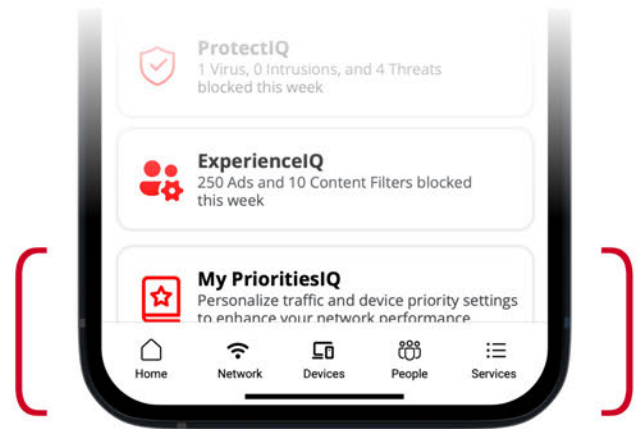
Why it's important: Spot problems before they ruin your day, for a seamless Wi-Fi experience.



## Key Features

### Bottom Tool Bar

The Bottom Tool Bar in the CommandIQ app is your quick-access navigation strip that appears on every screen. It provides one-tap access to core features for managing your home network.



## Here's what it includes:

### Bottom Tool Bar Icons & Functions

#### Home

- Quickly return to your main dashboard to check real-time network status, view alerts, and access essential shortcuts.

#### Network

- Take full control of your Wi-Fi with intuitive tools to manage networks, update your SSID, and adjust settings.
- Monitor connected gateways.

#### Devices

Stay in control of every device connected to your network with powerful management tools:

#### View & Organize

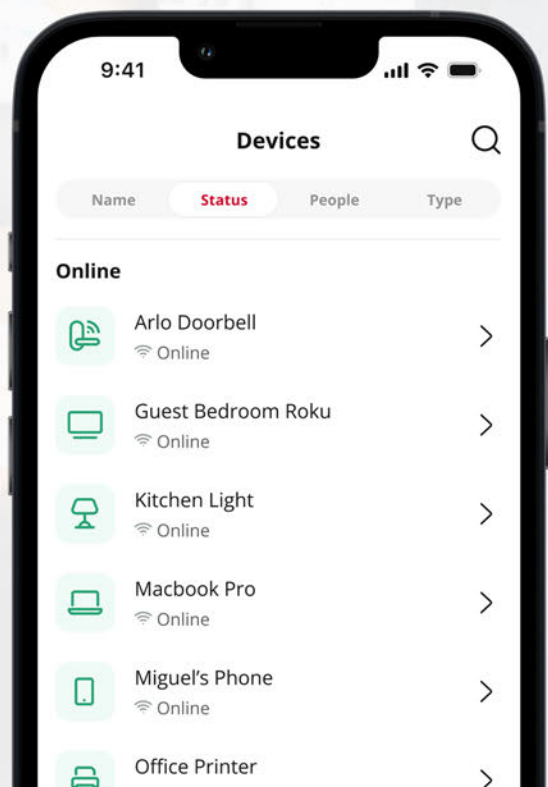
See all connected devices at a glance. Rename them for easy identification and assign categories for better organization.

#### Monitor Usage

Track data consumption with clear graphs showing usage over time. Dive into detailed connection info for each device.

#### Manage Access

Toggle internet access on or off instantly for any device. Perfect for managing screen time or troubleshooting.



## People

Puts you in charge of who's on-line and makes managing your household simple:

### Personalized Profiles

Create profiles for each family member and assign their devices for easy organization.

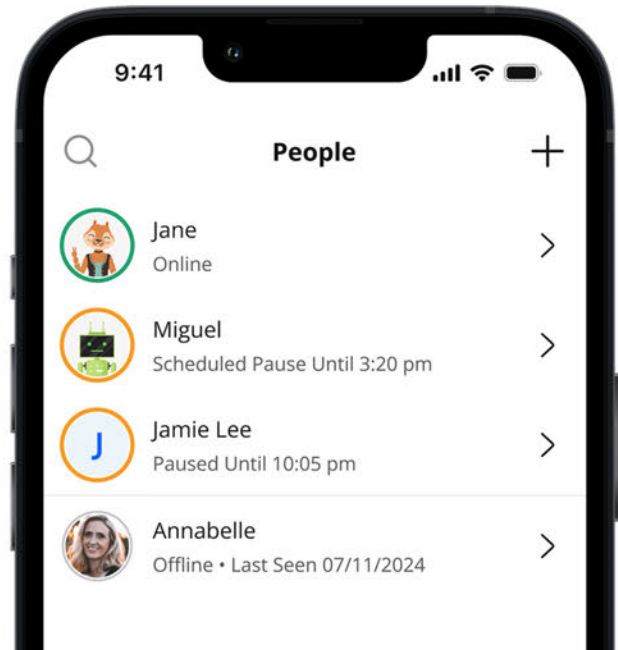
### Smart Parental Controls

Pause internet access instantly or set content filters to keep browsing safe and age-appropriate.

### See Who's Connected

From Annabelle's tablet to Miguel's Smart TV, view every device on your network—no surprises.

Why it matters: Feel confident knowing exactly who's using your Wi-Fi, with a touch of fun.



## Services

Unlock powerful features to make your Wi-Fi smarter and safer:

### Advanced Protection & Control

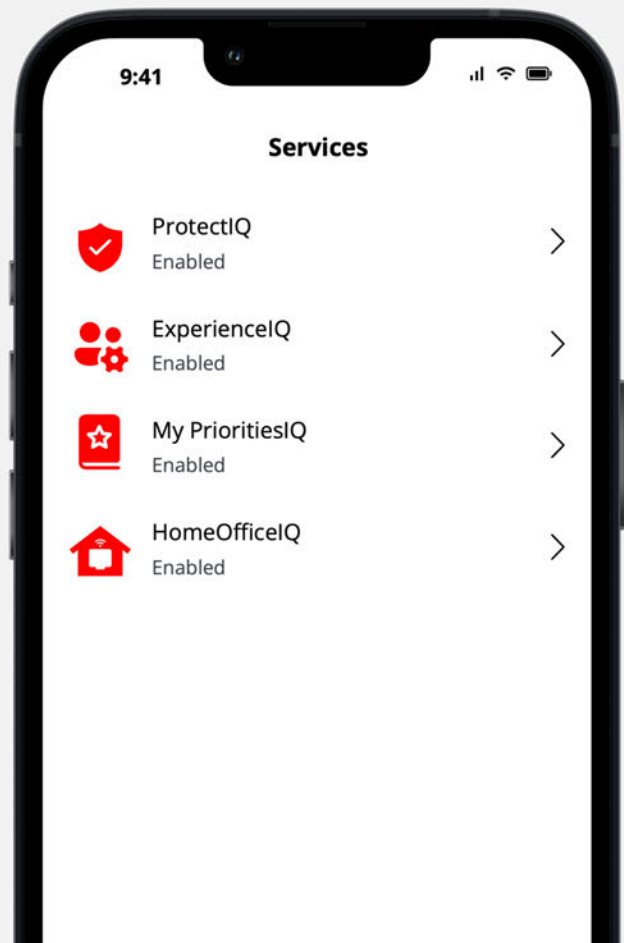
Enable ProtectIQ® for network security and ExperienceIQ® for parental controls with just a tap.

### Customize Your Experience

Want to level up your Wi-Fi? Head to the Services tab to enable or disable apps like ProtectIQ (security), ExperienceIQ (content controls), HomeOfficeIQ (cellular backup), and MyPrioritiesIQ (real-time traffic optimization).

### Easy Setup

Simply follow the on-screen prompts to turn features on or off. Check with Callabyte for available services—it's all about making your Wi-Fi work for you.



## Section 3 What's New and Awesome

### Scrollable Quick Links:

Swipe to access your favorite features — bandwidth tests, parental controls, and more — directly from the dashboard.

### Fun avatars and device recognition:

Personalize profiles and spot strangers on your network in a snap.

### myPriorities modes:

Choose "Gamer," "Work," or "Entertainment" to optimize Wi-Fi based on what you're doing.

### Super easy setup:

Self-installation and startup are so easy you'll wonder why it was ever complicated.

### Real-time insights:

Wi-Fi status, performance stats, and alerts to keep you informed.

### Everything you loved, only better:

All the old features—guest networks, WPS setup, security tools—are now easier to use and more accessible.

Why you'll love it: It's not just an app—it's your Wi-Fi buddy. With the CommandIQ app from Callabyte, you stay in control, your connection is secure, and the whole family is happy.


## Your Smart Control Center

### Bring your Wi-Fi to life, Your dashboard, your way

Scroll through the quick links to:

- Speed Test
- Share Wi-Fi
- Home Network
- Reboot System

These tiles provide access to advanced tools and features like security settings (ProtectIQ), performance optimizations (MyPrioritiesIQ), content control and management (ExperienceIQ), and more—all designed around how you use the internet at home.



## Speed Test


With the Callabyte Command app, you can perform a speed test directly from your dashboard— no tech degree required. Swipe, tap, and you're done! Instant performance stats.



## Share your Wi-Fi

With the Callabyte Command app, you can share your network in seconds—no sticky notes, no need to spell out your password. Tap and share instantly!





## Home Network

Your personal command center, Callabyte Command, gives you instant visibility on every connected device and the ability to add new ones in just a few clicks.

## Reset your router

With Callabyte Command, you're in control. Instantly reboot your Wi-Fi system right from the app—no waiting, no calls. Fix connectivity issues in seconds and keep your home running smoothly.



## Settings

**A world of personalization awaits you by tapping the "Gear" icon. ⚙️**

### Personalize Preferences

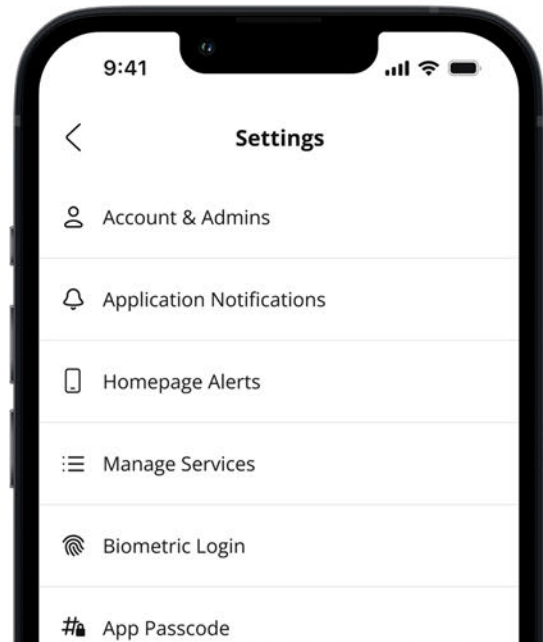
Adjust app settings to match your style and needs.

### Manage Notifications

Choose what alerts you receive and how you stay informed.

### Update Account Details

Easily edit your profile, change passwords, and keep your information up to date.



## Fine-tune your CommandIQ experience with complete control:

### Account and Admins

This will allow you to update the name displayed in your app and your login password.

### Language

Choose your preferred language.

### Alerts

To receive notifications from the app, leave this in the ON position.

### Set Password

You can set a PIN instead of a password to log in to the app.

### Contact Support

Provides quick access to technical support contact information.

### Terms and Conditions

Provides the terms and conditions you agree to by using the app.

### Privacy Policy

Provides the app's privacy policy.

### About

Provides a summary of what the app does.

### Log Out

Allows you to log out of the app.

Tip: The icon is highlighted to show which screen you're currently viewing. "Settings" is designed for quick navigation so you can manage your network without digging through menus.

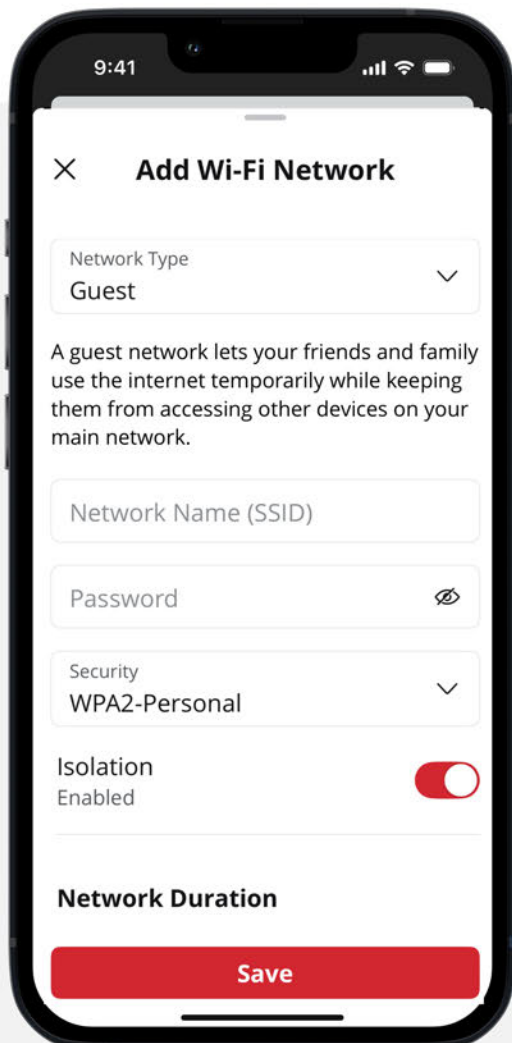
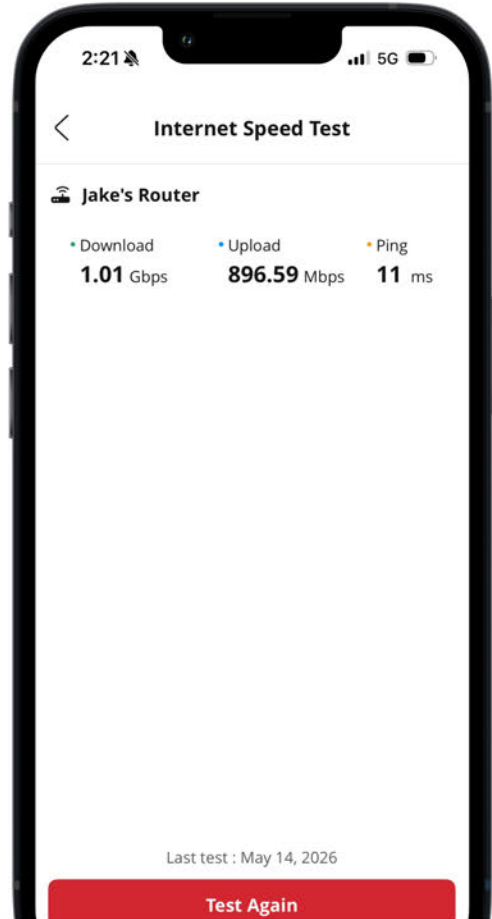
## Performing a Speed Test

You can test your bandwidth speed and latency using the Callabyte Command App.

Begin by navigating to Quick Links in the Callabyte Command app and tapping into Speed Test. Then tap "Run Test" to start the Bandwidth Test.

### How it Works:

The test will assess the speed of your network connection. First, it measures the speed and quality between your main system and the Internet. If you have a mesh unit, the test will also evaluate the connection between your mesh unit and the main system, providing a complete overview of your network's performance.



## Guest Network

Set up a secure Guest Network—keep your main connection private and give friends and family easy access in seconds.

1. Start by opening the Callabyte Command app and tapping Network in the bottom toolbar.
2. Click "Add Network"
3. Customize your Guest Network by setting a unique name and password, then choose how long it stays active.
4. Tap "Save."
5. To share, click the "Share Wi-Fi" tile on the home page.
6. Select the network and click "Share". For additional sharing options, Click "Share" or use the QR code already displayed.
7. When your Guest Network expires, you'll receive a confirmation. From there, you can either delete the network or set up a new guest network.

## Adding an indoor or outdoor extender

### Adding a Network Extender with our Callabyte Command app

Extending your network coverage with the Callabyte Command app is a simple process, whether you want to improve your indoor or outdoor connectivity. Here's a step-by-step guide to adding range extenders efficiently:

1. Open your Callabyte Command app.
2. Tap Network.
3. Tap Add New System.
4. Scan the QR code on the back of your system to sign in.
5. Follow the setup instructions.

By following these simple instructions, you can improve your network performance and enjoy seamless connectivity indoors and outdoors with the CommandIQ app. With Callabyte Command, your Wi-Fi isn't just fast—it's smart, secure, and designed for your family. From lag-free gaming to kid-friendly browsing, this app solves the problems legacy providers ignore. Download it, set it up, and enjoy a Wi-Fi experience that feels just like home.

## Need help? We're here for you.

Questions? We have the answers. You can access support directly in the app. Or contact Callabyte Technology at 573-826-2371, email [info@callabyte.com](mailto:info@callabyte.com) or visit [callabyte.com](http://callabyte.com) for support, FAQs, or to discover other ways Callabyte Command with PLUS access can improve your Wi-Fi.

## You deserve a Wi-Fi experience that work, let's make it happen!

Download Callabyte Command from the App Store or Google Play



**Callabyte Technology | [callabyte.com](http://callabyte.com)**

**Connecting families, one network at a time**